










# Assembly Instruction

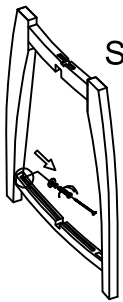
GBZ-1331-2-1/ZBZ-1331-2-2  
Table Glass Top 42"/Counter Table Base

Thank you for purchasing this quality product. Be sure to check all packing material carefully for small parts which may have come loose inside the carton during shipment. Identify and count all parts and compare with the part list below:

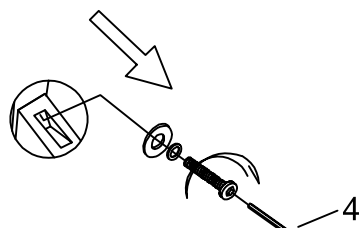
Parts List		
NO.	Description	Q'ty
A	Top Glass	1
B	Upper Foot Frame	1
C	Bottom Frame	1
D	Crosspiece	1

Hardware List		
NO.	Description	Q'ty
1	 5/16" * 3/4" Bolt	12
2	 5/16" Spring Washer	14
3	 1/4" * 5/8" Flat Washer	14
4	 5/16" Allen Wrench	1
5	 5/16" * 2" Bolt	2

Hardware List		
NO.	Description	Q'ty
6	 1/4" * 1" Bolt	4
7	 1/4" Allen Wrench	1
8	 5/16" * 1" Bolt	8
9	 5/16" Spring Washer	8

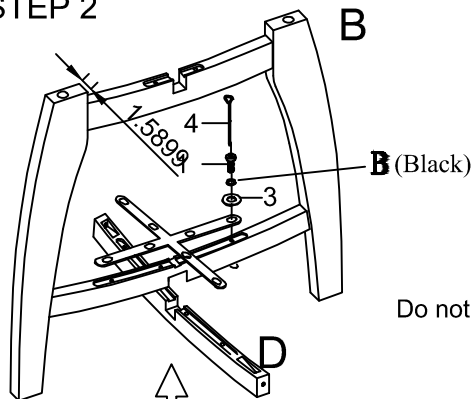


STEP 1

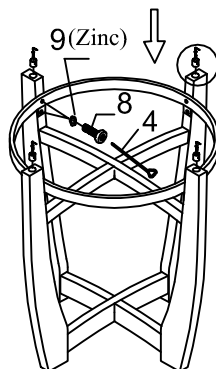


Notice: please disassemble the top stretcher first.

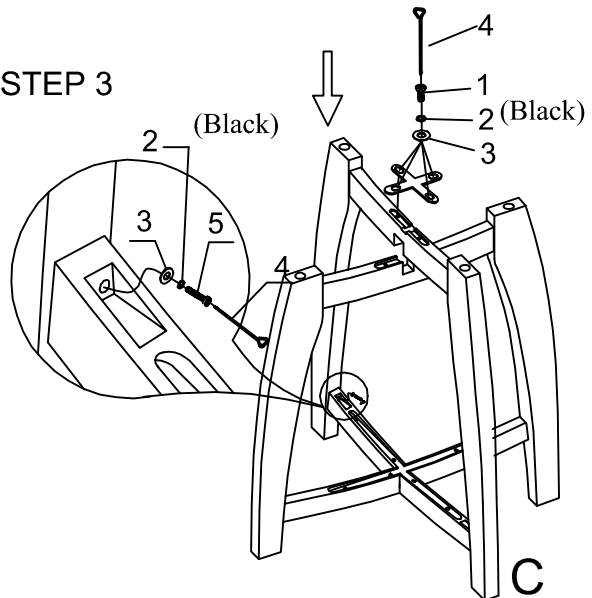
STEP 2



STEP 4



STEP 3



STEP 5

